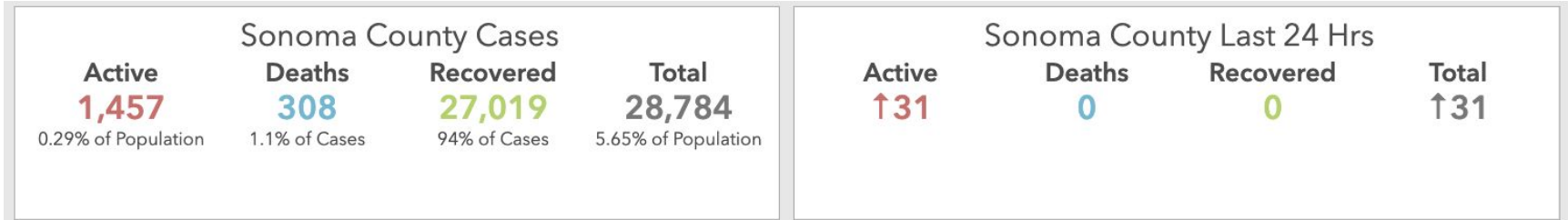


**Presentation to Bellevue Union School District Board of Trustees
Sonoma County COVID-19 Status Update
March 16, 2021**

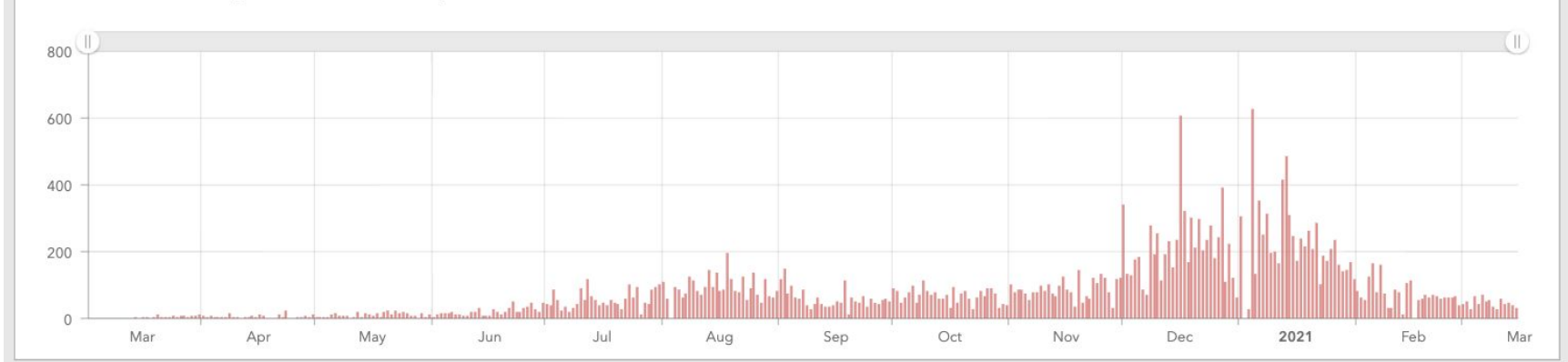
By Tracy Whitaker, M.A.
Director of Student Services & BUSD COVID-19 Coordinator

**Sonoma County is in the Red Tier
as of March 14, 2021!**

Sonoma County COVID-19 Cases as of 03/16/2021



Sonoma County New Cases by Date



All graphics and data for this presentation are taken from socoemergency.org.

Sonoma County Roadmap to Reopening

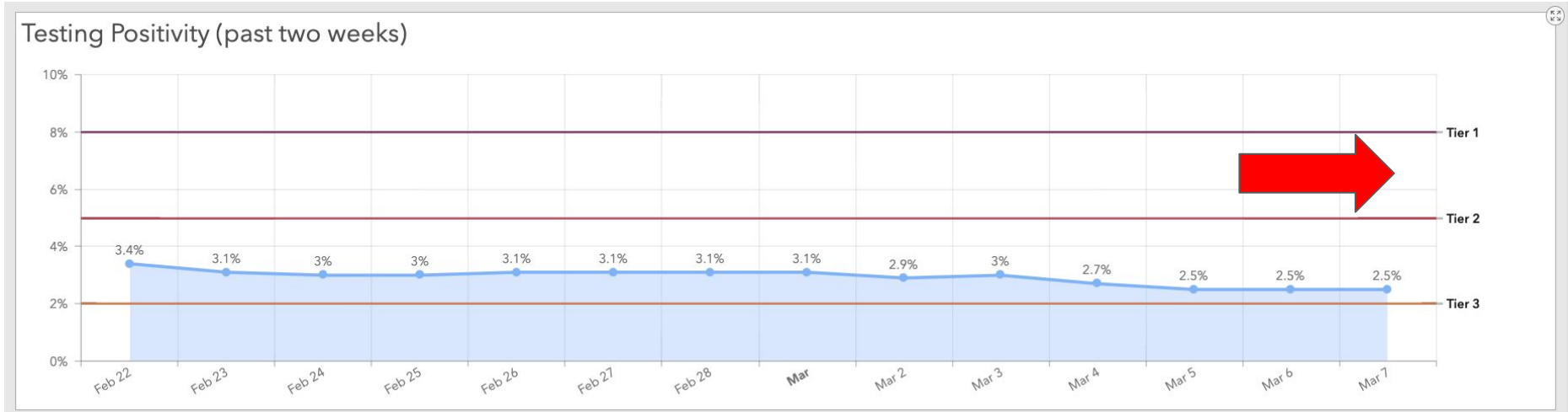
	Higher Risk --> Lower Risk of Community Disease Transmission			
	Widespread Tier 1	Substantial Tier 2	Moderate Tier 3	Minimal Tier 4
New cases/100,000 population per day (7 day average; 7 day lag)	>10	4-10	1-3.9	<1
Testing % Positivity (7 day average; 7 day lag)	>8%	5-8%	2-4.9%	<2%

Sonoma County's Case Rate 03/16/2021

New cases per 100,000 population per day (past two weeks)



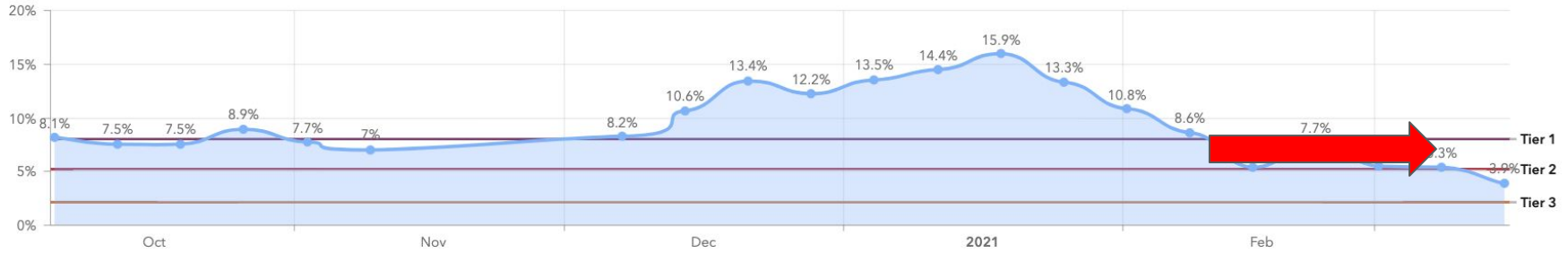
Sonoma County's Testing Positivity Rate as of 03/16/2021



The Testing Positivity Rate is currently in the Orange Tier

Health Equity Metric 3/16/2021

Testing Positivity in the Lowest Quartile of the Healthy Places Index



The Health Equity Metric is currently in the Orange Tier

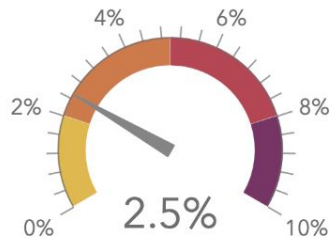
New Cases per 100,000 per day (adjusted for testing volume)



Tier 2

Updated on March 16, 2021

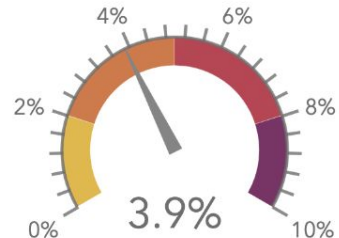
Overall Testing Positivity



Tier 3

Updated on March 16, 2021

Testing positivity in lowest quartile of Healthy Places Index



Tier 3

Updated on March 16, 2021

New Case Numbers Last 14 Days

Date	Active	New	Deaths	Recovered
3/15/2021	1,457	31	308	27,019
3/14/2021	1,426	40	308	27,019
3/13/2021	2,060	47	308	26,345
3/12/2021	2,015	44	306	26,345
3/11/2021	1,971	57	306	26,345
3/10/2021	1,914	27	306	26,345
3/9/2021	1,887	34	306	26,345
3/8/2021	1,856	56	303	26,345
3/7/2021	1,800	52	303	26,345
3/6/2021	2,302	70	303	25,791
3/5/2021	2,232	45	303	25,791
3/4/2021	2,189	68	301	25,791
3/3/2021	2,121	28	301	25,791
3/2/2021	2,093	51	301	25,791
3/1/2021	2,045	42	298	25,791

Our District Zip Codes as of 03/16/2021

- **95404: Kawana Springs** (Mark West Union School District, Bennett Valley Union School District, Brook Hill Elementary School-SRCS, Proctor Terrace ES-SRCS)
 - Current Active Cases: 73
 - Percentage of Active Cases: 6%

- **95407: Taylor Mountain, Bellevue, & Meadow View** (Roseland School District, Wright School District)
 - Current Active Cases: 210
 - Percentage of Active Cases: 18%

State Criteria to Reopen for In-person

Red Tier

- **School may reopen on the first day the county is in the Red Tier.**
- **CSP: COVID Prevention Plan (CPP) and COVID-19 Safety Plan Checklist must be posted on the district website 5 days prior to reopening.**
- **The CSP does not need to be submitted to SCPH or the State for approval when in the Red Tier.**

Thank you